

Student's Feedback on Syllabus Analysis (2020-2021)

Conclusion: -

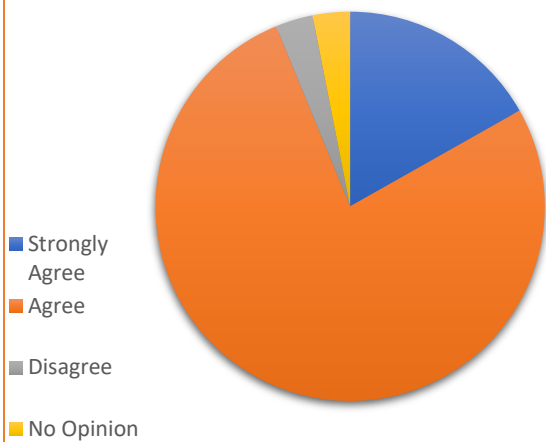
1. 16.8% strongly agreed and 76.9% agreed when asked about the satisfaction regarding the present syllabus making 3.1% disagreed and 3.1% gave no opinion.
2. Do you expect changes in the syllabus was another essential question? To this, 7.8% strongly agreed, 41.6% agreed, 25.9% disagreed and 24.6% gave no opinion.
3. When asked about the syllabus is upto the mark, the students' replied with 12.7% strong agreement and 63% normally agreed. However, 5.8% disagreed and 18.5% students gave no opinion.
4. 24.2% strongly agreed and 69.1% normally agreed when asked about their satisfaction regarding the selected course/subject. While, 1.4% disagreed and 5.3% students gave no opinion about the same.
5. Do you get practical knowledge from the present syllabus? To this question, students responded with strong agreement of 15.9% and 65.9% normally agreed. Additionally, 7.8% disagreed and 10.4% gave no opinion.

As per the above data given by the students, 15.48% of the total students strongly agreed with the questions asked related to subject, its syllabus, design, the corresponding review and its relevancy. A total of 63.3% students' strength responded with normal agreement while 8.8% disagreed and raised some concerns. However, 12.42% of the students' count provided no valuable opinions.

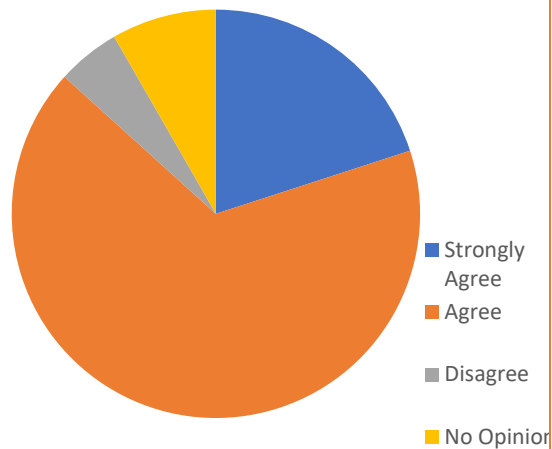
Table: Students feedback

S.No.	Particulars	In Percentage			
		Strongly agree	Agree	Disagree	No opinion
1.	Are you satisfied with the present syllabus?	16.8	76.9	3.1	3.1
2.	Do you expect some changes in the syllabus?	7.8	41.6	25.9	24.6
3.	Do you feel that the syllabus is up to the mark?	12.7	63	5.8	18.5
4.	Are you satisfied with the present course you have selected?	24.2	69.1	1.4	5.3
5.	Do you get practical knowledge from the present syllabus?	15.9	65.9	7.8	10.4
6.	Average percentage	15.48	63.3	8.8	12.42

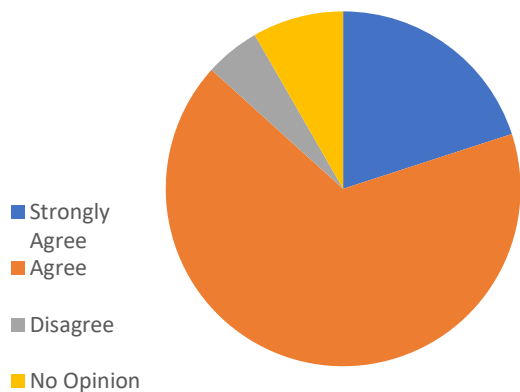
Are you satisfied with the current syllabus?



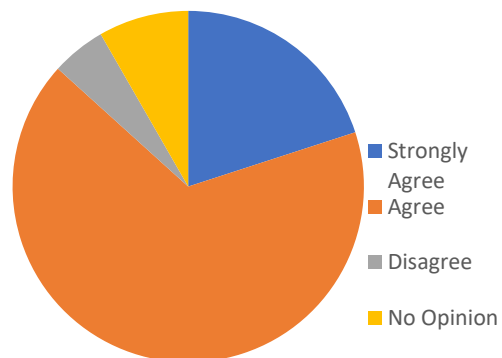
Do you expect some changes in the syllabus?



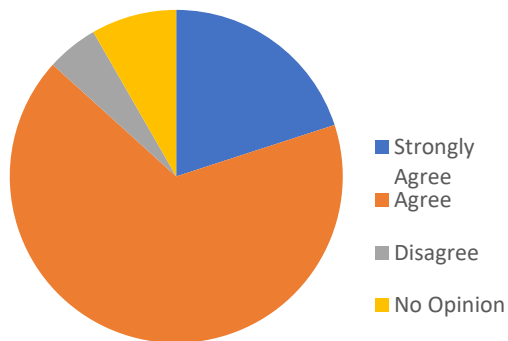
Do you feel that the syllabus is up to the mark?



Are you satisfied with the present course you have selected?



Do you get practical knowledge from the present syllabus?



Teacher's Feedback on Syllabus

Analysis (2020-2021)

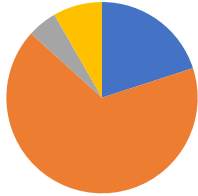
Conclusion: -

1. 35.7% of the teachers are strongly agreed and 53.6% are agreed the learning objectives are clear appropriate to the need of students. Only 7.1% teachers are disagreeing while 3.6% gave no opinion.
2. The syllabus is well organized and easy to follow, it is strongly agreed by 28.6% and agreed by 60.7% of the teacher. It means 100% teachers are agreed the syllabus is well organized and easy to follow. Only 10.7% teachers disagreed.
3. The depth of the course content is adequate to have significant learning outcomes for which 35.7% strongly agreed, 60.7% normally agreed and 3.6% disagreed.
4. The study materials are easily available. It is strongly agreed by 32.1% and agreed by 64.3% by the teachers. Only 3.6% teachers are disagreeing.
5. 25% teachers are strongly and 64.3% teachers agreed the syllabus is job oriented, but 10.7% of the teachers are disagreeing.
6. 39.3% teachers strongly agreed and 57.1% teachers normally agreed when asked about the syllabus/course helped them increase their knowledge and perspective about the subject area. However, 3.6% gave no opinion.

Table: Teachers feedback

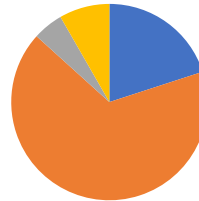
S.No.	Particulars	In Percentage			
		Strongly agree	Agree	Disagree	No opinion
1.	Syllabus is job oriented?	24	64.3	10.7	0
2.	The learning objectives are clear and appropriate to the needs of students?	35.7	53.6	7.1	3.6
3.	The syllabus is well organized and easy to follow?	28.6	60.7	10.7	0
4.	The study materials are easily available?	32.1	64.3	3.6	0
5.	The depth of the course content is adequate to have significant learning outcomes	35.7	60.7	3.6	0
6.	The course/syllabus of this subject increased my knowledge and perspective in the subject area	39.3	57.1	0	3.6
7.	Average percentage	32.5	60.35	5.95	1.2

Syllabus is job oriented?



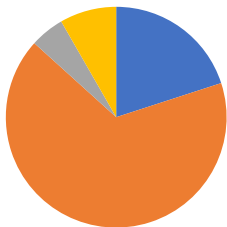
Strongly Agree Agree
Disagree No Opinion

The learning objectives are clear and appropriate to the needs of students?



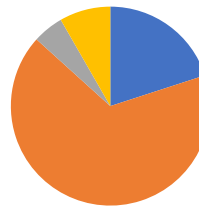
Strongly Agree Agree
Disagree No Opinion

The syllabus is well organized and easy to follow?



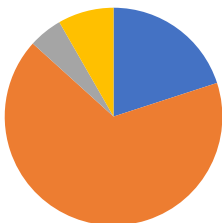
Strongly Agree Agree
Disagree No Opinion

The study materials are easily available?



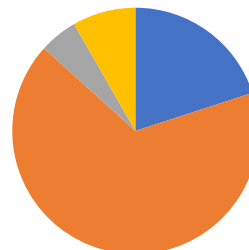
Strongly Agree Agree
Disagree No Opinion

The depth of the course content is adequate to have significant learning outcomes



Strongly Agree Agree
Disagree No Opinion

The course/syllabus of this subject increased my knowledge and perspective in the subject area



Strongly Agree Agree
Disagree No Opinion

Alumni's Feedback on Syllabus Analysis (2020-2021)

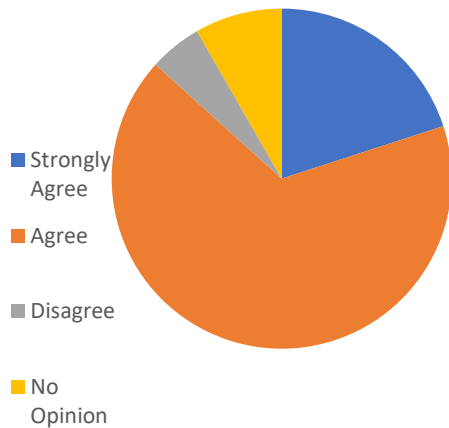
Conclusion: -

1. 25% strongly agreed and 70% agreed when asked about the satisfaction regarding the present syllabus for value-based making 1.7% disagreed and 3.3% gave no opinion.
2. Is the curriculum suitable for employability was another essential question? To this, 15% strongly agreed, 76.7% agreed, 3.3% disagreed and 5% gave no opinion.
3. When asked about the syllabus is suitable for overall development, the alumnae replied with 15% strong agreement and 75% normally agreed. However, 5% disagreed and 5% alumnae gave no opinion.
4. 15% strongly agreed and 73.3% normally agreed when asked about their satisfaction regarding the curriculum's projection for global competence of students. While, 5% disagreed and 6.7% alumnae gave no opinion about the same.
5. Are you satisfied with faculty initiatives? To this question, alumnae responded with strong agreement of 20% and 66.7% normally agreed. Additionally, 5% disagreed and 8.3% gave no opinion.

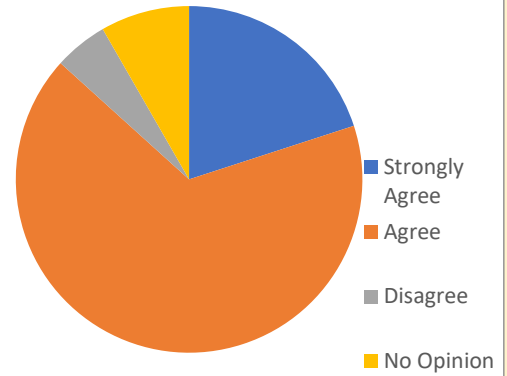
Table: Alumnae feedback

S.No.	Particulars	In Percentage			
		Strongly agree	Agree	Disagree	No opinion
1.	Is curriculum designed value based?	25	70	1.7	3.3
2.	Is the curriculum suitable for employability in the present scenario?	15	76.7	3.3	5
3.	Is the curriculum design suitable for meeting the overall development of students?	15	75	5	5
4.	Does the curriculum develop the global competence of students?	15	73.3	5	6.7
5.	Are you satisfied with the faculty initiatives?	20	66.7	5	8.3
6.	Average percentage	18	72.34	4	5.66

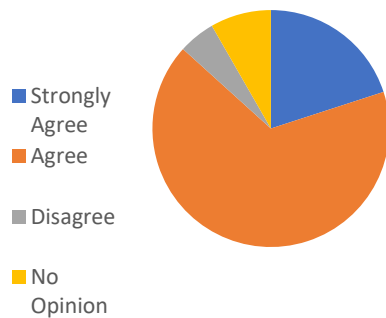
Is curriculum designed value based?



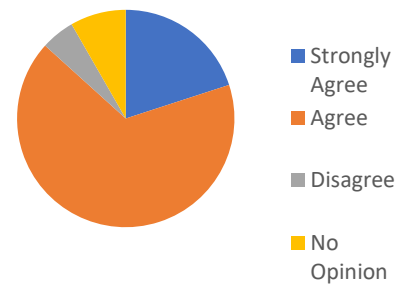
Is the curriculum suitable for employability in the present scenario?



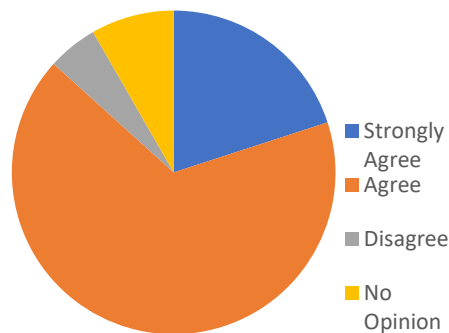
Is the curriculum design suitable for meeting the overall development of students?



Does the curriculum develop the global competence of students?



Are you satisfied with the faculty initiatives?



GOVERNMENT ARTS AND COMMERCE GIRLS COLLEGE
DEVENDRA NAGAR RAIPUR C.G.

“FEEDBACK REPORT”

2019-2020



Student's Feedback on Syllabus

Analysis (2019-2020)

Conclusion: -

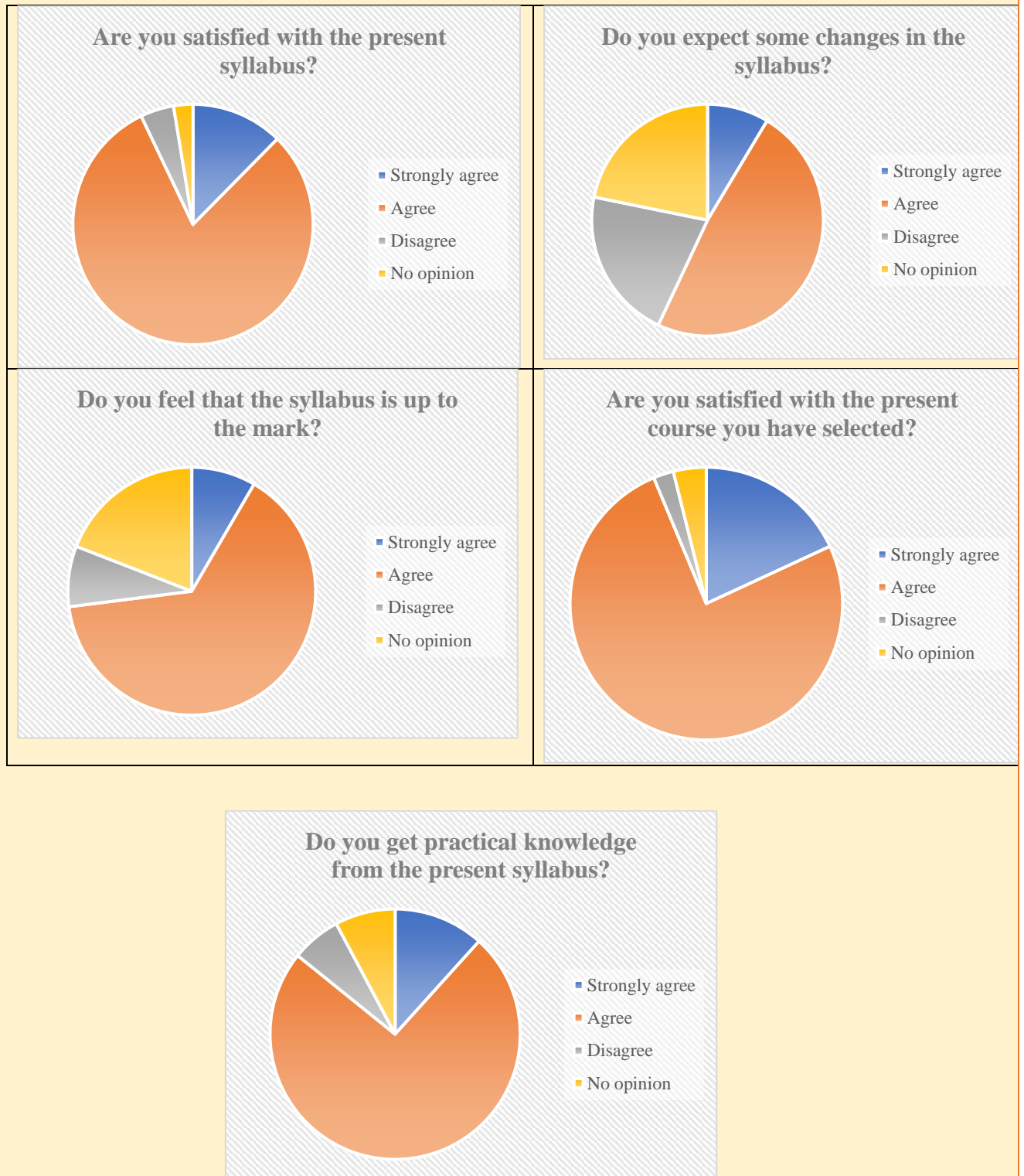
6. 12.4% strongly agreed and 80.5% agreed when asked about the satisfaction regarding the present syllabus making 4.5% disagreed and 2.6% gave no opinion.
7. Do you expect changes in the syllabus was another essential question? To this, 8.6% strongly agreed, 48.4% agreed, 21.2% disagreed and 21.8% gave no opinion.
8. When asked about the syllabus is upto the mark, the students' replied with 8.4% strong agreement and 64.6% normally agreed. However, 7.9% disagreed and 19.1% students gave no opinion.
9. 18.1% strongly agreed and 75.6% normally agreed when asked about their satisfaction regarding the selected course/subject. While, 2.4% disagreed and 3.9% students gave no opinion about the same.
10. Do you get practical knowledge from the present syllabus? To this question, students responded with strong agreement of 11.7% and 74.1% normally agreed. Additionally, 6.4% disagreed and 7.8% gave no opinion.

As per the above data given by the students, 11.7% of the total students strongly agreed with the questions asked related to subject, its syllabus, design, the corresponding review and its relevancy. A total of 68.64% students' strength responded with normal agreement while 8.4% disagreed and raised some concerns. However, 11.04% of the students' count provided no valuable opinions.

Table1: Students feedback

S.No.	Particulars	In Percentage			
		Strongly agree	Agree	Disagree	No opinion
7.	Are you satisfied with the present syllabus?	12.4	80.5	4.5	2.6
8.	Do you expect some changes in the syllabus?	8.6	48.4	21.2	21.8
9.	Do you feel that the syllabus is up to the mark?	8.4	64.6	7.9	19.1
10.	Are you satisfied with the present course you have selected?	18.1	75.6	2.4	3.9
11.	Do you get practical knowledge from the present syllabus?	11.7	74.1	6.4	7.8
12.	Average percentage	11.84	68.64	8.48	11.04

Figure1: Students feedback



Teacher's Feedback on Syllabus Analysis (2019-2020)

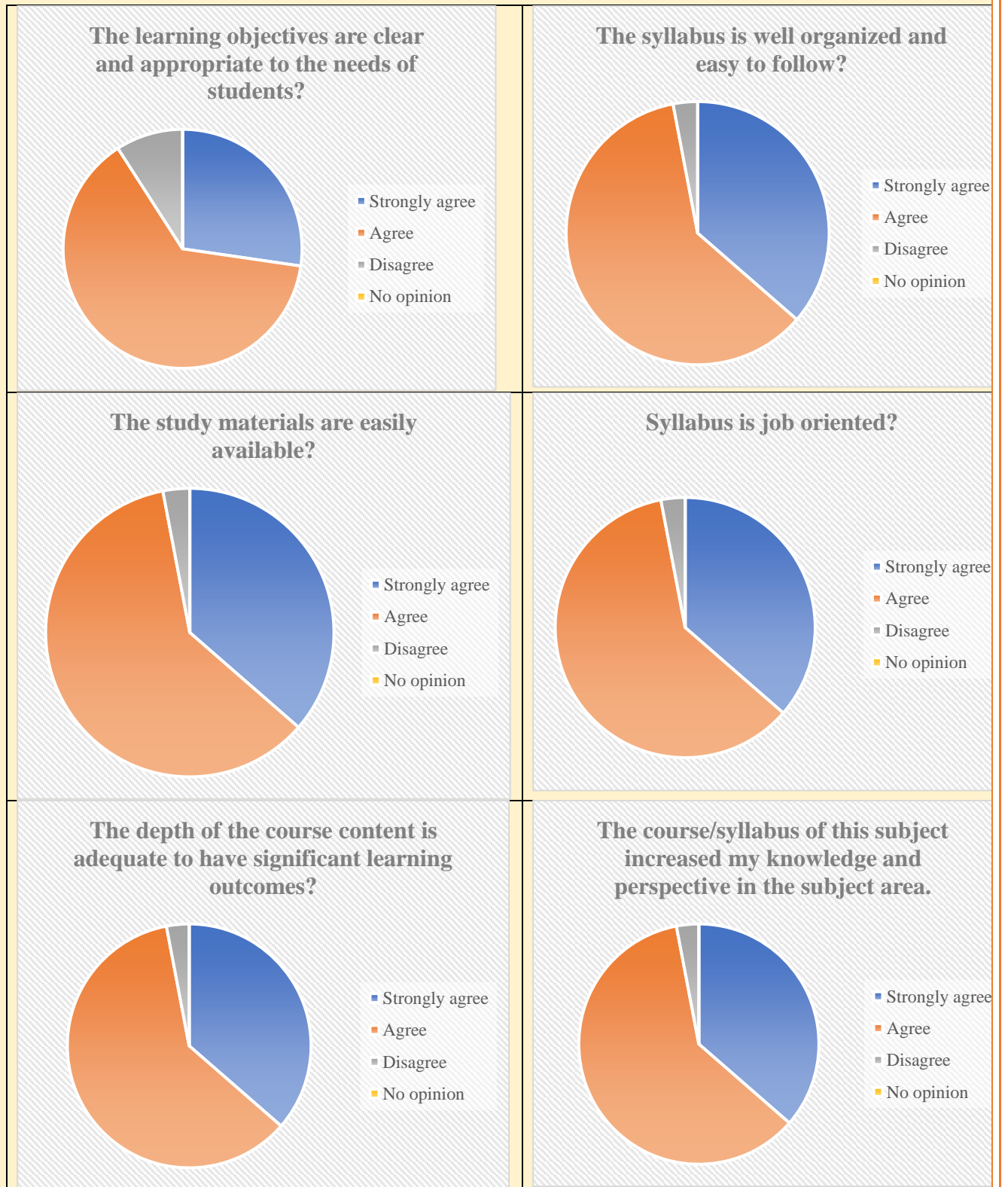
Conclusion: -

7. 27.3% of the teachers are strongly agreed and 63.6% are agreed the learning objectives are clear appropriate to the need of students. Only 9.1% teachers are disagreeing.
8. The syllabus is well organized and easy to follow, it is strongly agreed by 27.3% and agreed by 57.6% of the teacher. It means 100% teachers are agreed the syllabus is well organized and easy to follow. Only 6.1% teachers disagreed while 9.1% gave no opinion.
9. The depth of the course content is adequate to have significant learning outcomes for which 30.3% strongly agreed, 60.6% normally agreed and 3% disagreed making 6.1% having no opinion for the same.
10. The study materials are easily available. It is strongly agreed by 27.3% and agreed by 72.7% by the teachers. Only 4.16% teachers are disagreeing.
11. 24.2% teachers are strongly and 57.6% teachers agreed the syllabus is job oriented, but 15.2% of the teachers are disagreeing and 3% gave no opinion.
12. 36.4% teachers strongly agreed and 60.6% teachers normally agreed when asked about the syllabus/course helped them increase their knowledge and perspective about the subject area. However, 3% teachers disagreed.

Table1: Teachers feedback

S.No.	Particulars	In Percentage			
		Strongly agree	Agree	Disagree	No opinion
1.	The learning objectives are clear and appropriate to the needs of students?	27.3	63.6	9.1	0
2.	The syllabus is well organized and easy to follow?	27.3	57.6	6.1	9.1
3.	The study materials are easily available?	27.3	72.7	0	0
4.	Syllabus is job oriented?	24.2	57.6	15.2	3
5.	The depth of the course content is adequate to have significant learning outcomes?	30.3	60.6	3	6.1
6.	The course/syllabus of this subject increased my knowledge and perspective in the subject area.	36.4	60.6	3	0

Figure1: Teachers feedback



Parent's Feedback on Syllabus Analysis (2019-2020)

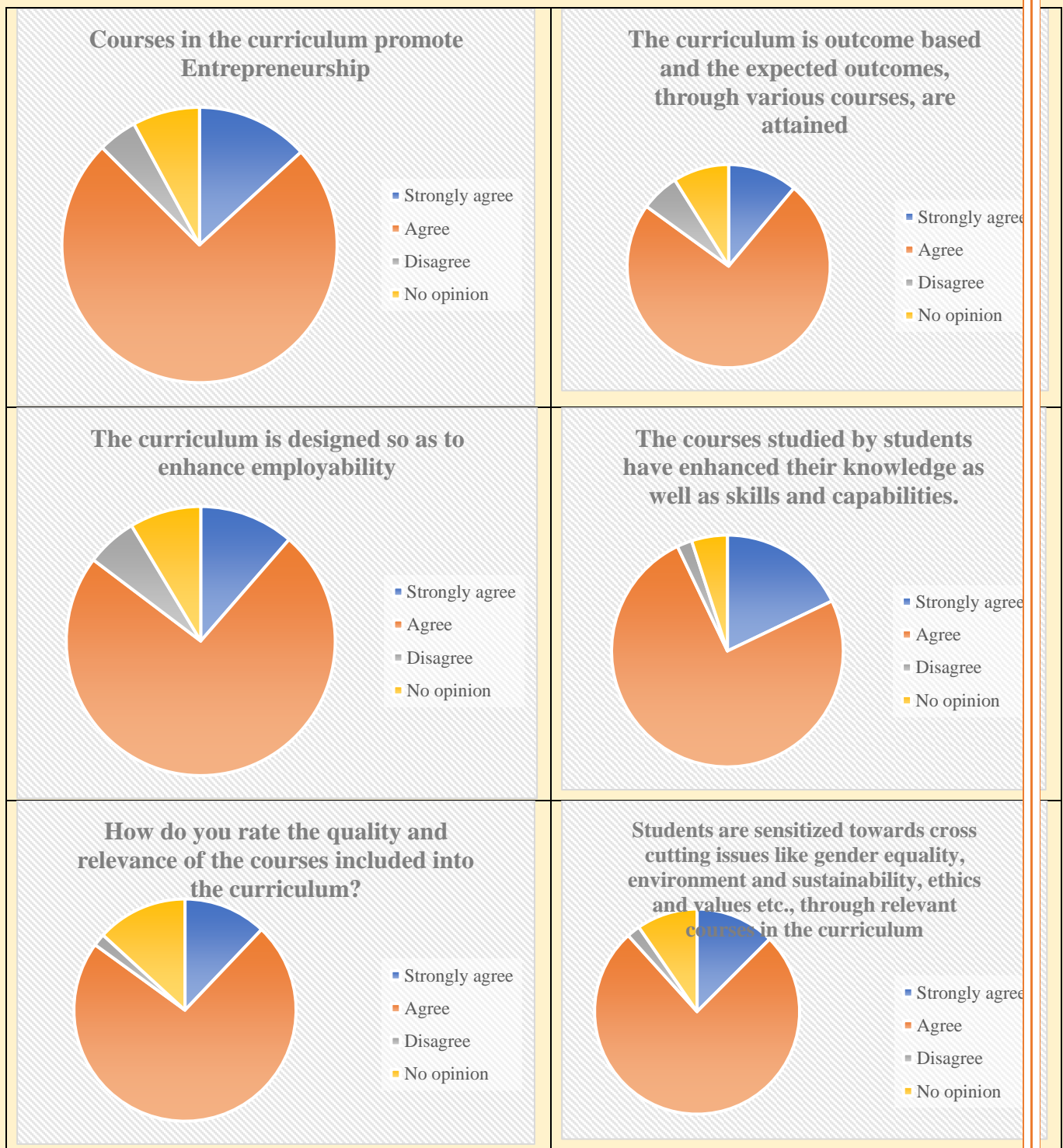
Conclusion:-

1. 66.67% of the alumnae are given very good, 30% are given good and 3.33% states that satisfactory remark for curriculum design suitable for meeting the overall development of students. 0% alumnae are unsatisfactory.
2. The curriculum develop the global competence of students, it is strongly agreed by 46.67% and agreed by 48.33% of the alumnae. It means 95% alumnae are agreed the curriculum develop the global competence of students.
3. 50% are given the remark very good and 36.67% are given good that the curriculum suitable for employability in the present scenario. Only 13.33% alumnae are given satisfactory remark.
4. The curriculum designs are value based. It is remarked as very good by 41.67% and good by 46.67% by the alumnae.
5. 43.33% parents are strongly agreed and 46.67% alumnae agreed the curriculum based on Regional/National needs, but only 10% of the alumnae are satisfactory.

Table1: Parents feedback

S.No.	Particulars	In Percentage			
		Strongly agree	Agree	Disagree	No response
1.	Courses in the curriculum promote Entrepreneurship	13.2	74.3	4.6	7.9
2.	The curriculum is outcome based and the expected outcomes, through various courses, are attained	11.1	73.9	6.1	8.9
3.	The curriculum is designed so as to enhance employability	11.4	73.9	6.1	8.6
4.	The courses studied by students have enhanced their knowledge as well as skills and capabilities.	17.9	75	2.1	5
5.	How do you rate the quality and relevance of the courses included into the curriculum?	12.1	72.9	1.8	13.2
6.	Students are sensitized towards cross cutting issues like gender equality, environment and sustainability, ethics and values etc., through relevant courses in the curriculum	12.5	75.7	2.1	9.6

Figure 1: Parents feedback



Employer's Feedback on Syllabus Analysis (2019-2020)

Conclusion:-

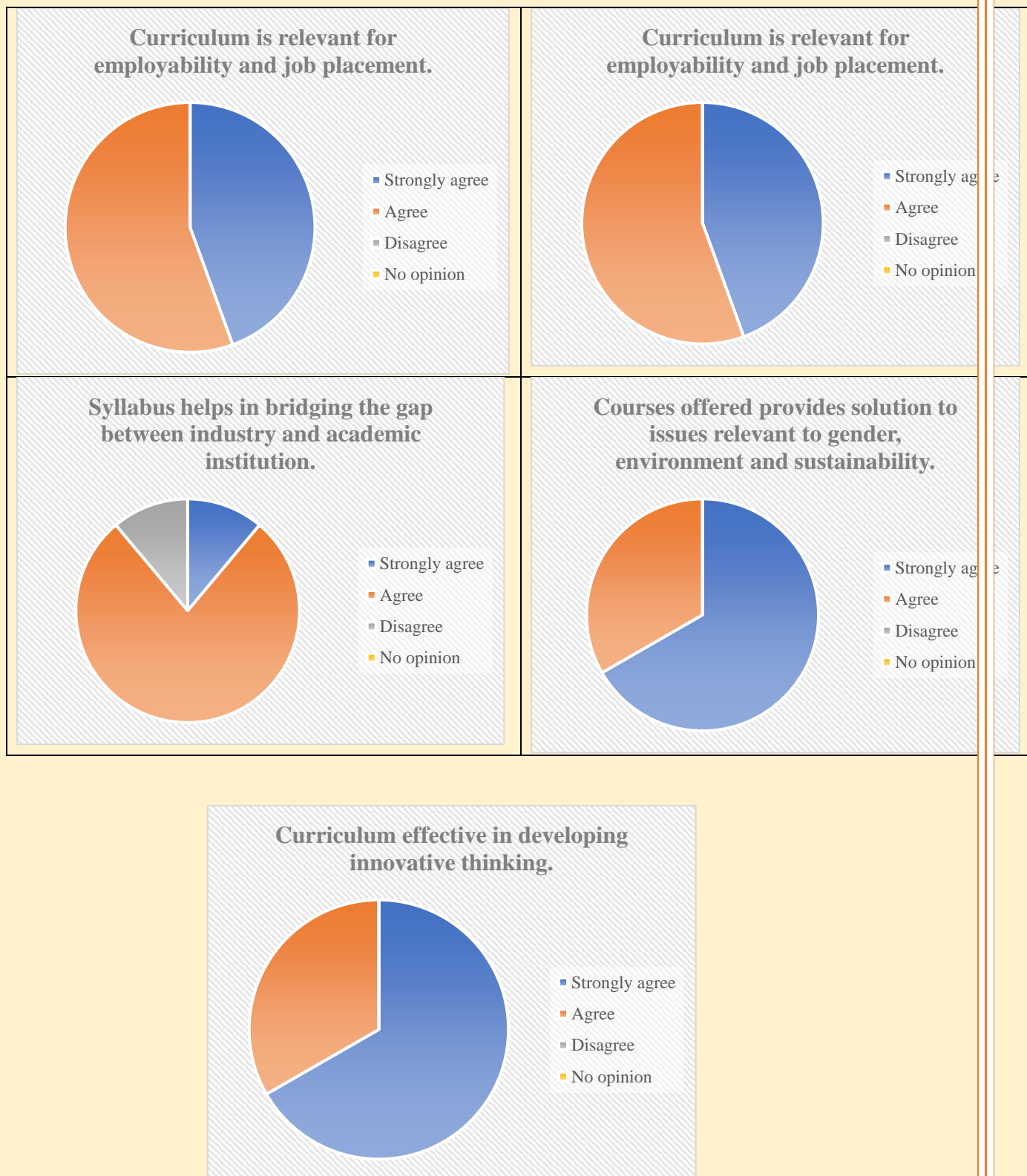
1. Effectiveness of curriculum for development of entrepreneurship. To this 44.5% strongly agreed, 55.6% agreed and none disagreed for the same.
2. The same count was recorded when asked regarding the relevancy of curriculum for employability and job placement.
3. 11.1% strongly agreed while 77.8% agreed when asked whether the syllabus helps in bridging the gap between industry and academic institution. However, 11.1% disagreed.
4. Courses offered provides solution to issues relevant to gender, environment and sustainability. To this essential question, 66.7% strongly agreed and 33.3% agreed.
5. The same percentage count was observed when asked about the curriculum's effectiveness in imparting and developing the innovative thinking.

The final conclusion can be stated as 46.7% of the notable strength of employers strongly agreed with the questions asked regarding employability, placement scenario and assistance provided by the syllabus structure in the professional world. Additionally, 51.12% provided a normal agreement regarding the same. However, 2.22% responded with disagreement.

Table 1: Employers feedback

S.No.	Particulars	In Percentage			
		Strongly agree	Agree	Disagree	No opinion
1.	Effectiveness of curriculum for development of entrepreneurship.	44.5	55.6	0	0
2.	Curriculum is relevant for employability and job placement.	44.5	55.6	0	0
3.	Syllabus helps in bridging the gap between industry and academic institution.	11.1	77.8	11.1	0
4.	Courses offered provides solution to issues relevant to gender, environment and sustainability.	66.7	33.3	0	0
5.	Curriculum effective in developing innovative thinking.	66.7	33.3	0	0

Figure 1: Employers feedback



Alumni's Feedback on Syllabus Analysis (2019-2020)

Conclusion:-

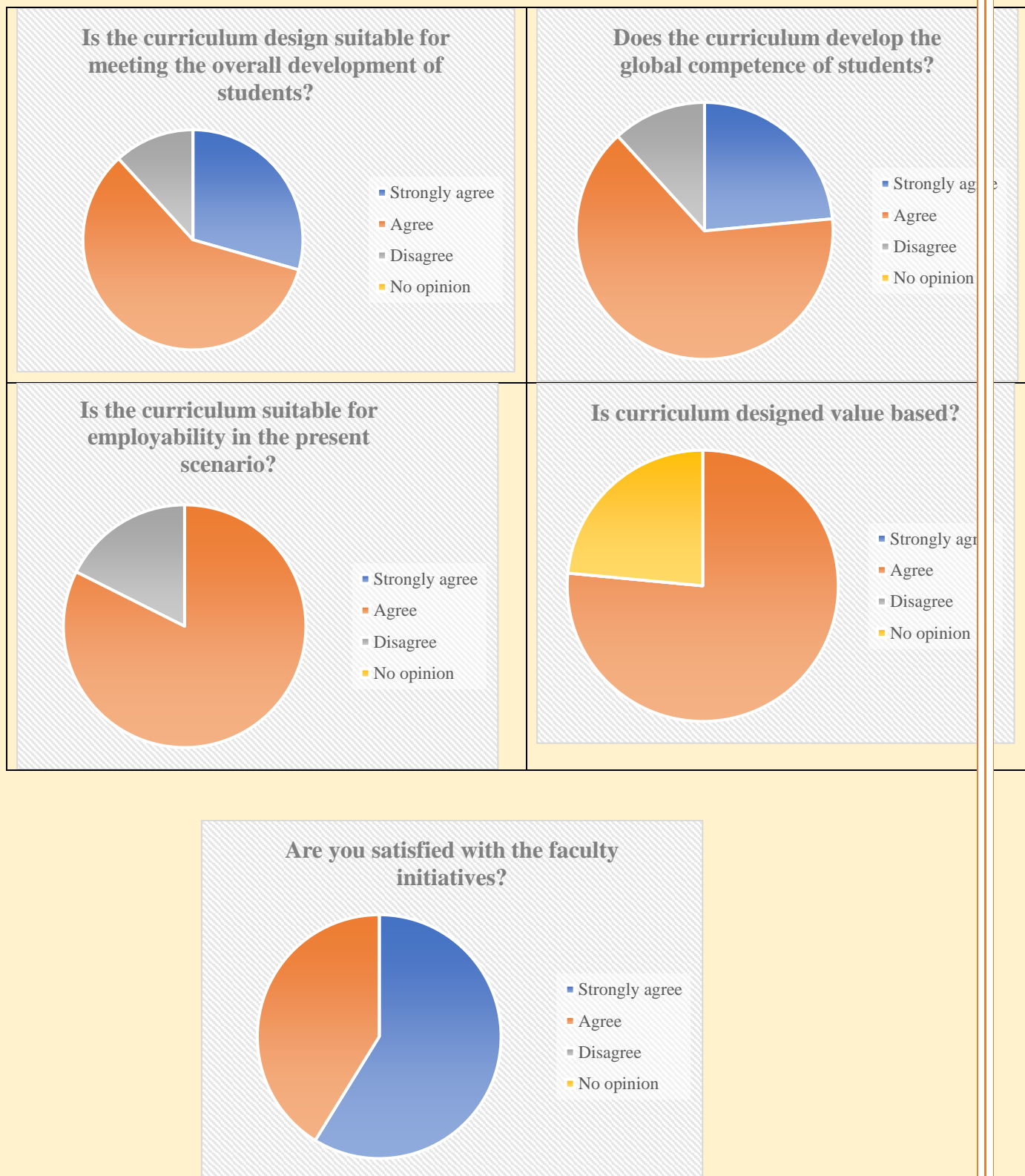
1. 66.67% of the alumnae are given very good, 30% are given good and 3.33% states that satisfactory remark for curriculum design suitable for meeting the overall development of students. 0% alumnae are unsatisfactory.
2. The curriculum develop the global competence of students, it is strongly agreed by 46.67% and agreed by 48.33% of the alumnae. It means 95% alumnae are agreed the curriculum develop the global competence of students.
3. 50% are given the remark very good and 36.67% are given good that the curriculum suitable for employability in the present scenario. Only 13.33% alumnae are given satisfactory remark.
4. The curriculum designs are value based. It is remarked as very good by 41.67% and good by 46.67% by the alumnae.
5. 43.33% alumnae are strongly agreed and 46.67% alumnae agreed the curriculum based on Regional/National needs, but only 10% of the alumnae are satisfactory.
6. 40% alumnae are remarked as very good and 38.33% alumnae are remarked as good that the syllabus are allied with the Institutional goals and objectives, but only 21.67% alumnae are satisfactory.
7. 40% alumnae are remarked as very good and 51.67% alumnae are remarked as good that they are satisfied with the faculty initiative. 8.33% alumnae are satisfactory.
8. 41.67% alumnae are remarked as very good and 41.67% alumnae are remarked as good that they are satisfied with the action plans for the effective implementation of the curriculum. 16.66% of the alumnae are remarked as satisfactory.
9. 38.33% alumnae are remarked as very good and 48.34% alumnae are remarked as good that they are satisfied with the ICT enabled teaching. 13.33% of the alumnae are remarked as satisfactory.

The final conclusion is that the alumnae are appreciated with the recent curriculum, implementation and initiative taken by faculty.

Table 1: Alumni feedback

S.No.	Particulars	In Percentage			
		Strongly agree	Agree	Disagree	No opinion
1.	Is the curriculum design suitable for meeting the overall development of students?	29.4	58.8	11.8	0
2.	Does the curriculum develop the global competence of students?	23.5	64.7	11.8	0
3.	Is the curriculum suitable for employability in the present scenario?	0	82.4	17.6	0
4.	Is curriculum designed value based?	0	76.5	0	23.5
5.	Are you satisfied with the faculty initiatives?	58.8	41.2	0	0

Figure 1: Alumni feedback



Students Feedback on Syllabus

Analysis (2018-19)

Conclusion:

1. When asked about the satisfaction with regards to the syllabus, 10.2% students strongly agreed while 6.1% disagreed. While 81.7% provided agreement making 2% students providing no opinion to the question.
2. With regards to the question asking the changes expected in the syllabus, around 9.1% students strongly agreed while 23.9% disagreed. Agreement was provided by 46.3% and 20.7% students gave no opinion.
3. Regarding the syllabus and its up-to mark proficiency, students responded with 7.1% strong agreement while 67.3% agreed to the question. However, 9.7% students portrayed disagreement and 15.9% provided no opinion.
4. 21% strongly agreed when asked about their satisfaction with respect to the subject and/or course chosen. For this, 68.2% agreed while 3.4% disagreed and 7.4% students provided no opinion.
5. To the question about practical knowledge from the syllabus present; 12.1% strongly agreed and 69.7% provided a normal agreement. While 9.8% disagreed and 8.4% provided no opinion to the question asked.

As per the overall analysis with respect to the feedback, 11.9% students provided strong agreement to the syllabus, its relevance and proficiency while 66.64% students provided a normal agreement. Additionally, 10.58% students disagreed and 10.88% provided with no opinion.

Table 1: Students Feedback

S.No.	Particulars	In Percentage			
		Strongly agree	Agree	Disagree	No opinion
13.	Are you satisfied with the present syllabus?	10.2	81.7	6.1	2
14.	Do you expect some changes in the syllabus?	9.1	46.3	23.9	20.7
15.	Do you feel that the syllabus is up to the mark?	7.1	67.3	9.7	15.9
16.	Are you satisfied with the present course you have selected?	21	68.2	3.4	7.4
17.	Do you get practical knowledge from the present syllabus?	12.1	69.7	9.8	8.4
18.	Average percentage	11.9	66.64	10.58	10.88

Teachers Feedback on Syllabus

Analysis (2018-19)

Conclusion:

1. With regards to the question asking whether the objectives are appropriate as per the students' necessity, around 31.6% teachers strongly agreed while 11.9% disagreed. Agreement was provided by 43.2% and 13.3% teachers gave no opinion.
2. Regarding the syllabus' organization and the easiness in following it, teachers responded with 8.2% strong agreement while 61.8% agreed to the question. However, 16% teachers portrayed disagreement and 14% provided no opinion.
3. When asked about the depth of the course content and its adequacy with respect to significant learning outcomes, 16.8% teachers strongly agreed while 5.8% disagreed. Additionally, 69.2% provided agreement making 8.2% teachers providing no opinion to the question.
4. To the question about availability of study materials; 25.6% strongly agreed and 65.8% provided a normal agreement. While 3.7% disagreed and 4.9% provided no opinion to the question asked.
5. 27.1% strongly agreed when asked about the syllabus towards job-orientation. For this, 61% agreed while 8.3% disagreed and 3.6% teachers provided no opinion.
6. When asked about the support from the syllabus in increasing the knowledge and proficiency towards the study area, 35.7% strongly agreed while 54.6% agreed with neutral inclination. 7.1% disagreed and 2.6% gave no opinion.

As per the overall analysis with respect to the feedback, 24.18% teachers provided strong agreement to the syllabus, its relevance and proficiency while 59.2% teachers provided a normal agreement. Additionally, 8.6% teachers disagreed and 8.02% provided with no opinion.

Table: Teachers Feedback

S.No.	Particulars	In Percentage			
		Strongly agree	Agree	Disagree	No opinion
7.	The learning objectives are clear and appropriate to the needs of students?	31.6	43.2	11.9	13.3
8.	The syllabus is well organized and easy to follow?	8.2	61.8	16	14
9.	The study materials are easily available?	25.6	65.8	3.7	4.9
10.	Syllabus is job oriented?	27.1	61	8.3	3.6
11.	The depth of the course content is adequate to have significant learning outcomes?	16.8	69.2	5.8	8.2
12.	The course/syllabus of this subject increased my knowledge and perspective in the subject area.	35.7	54.6	7.1	2.6
13.	Average percentage	24.18	59.2	8.6	8.02

Parents Feedback on Syllabus

Analysis (2018-19)

Conclusion:

1. Regarding the course's inclination towards entrepreneurship, parents responded with 6.3% strong agreement while 58.8% agreed to the question. However, 19% parents portrayed disagreement and 20.9% provided no opinion.
2. To the question about curriculum's relevance towards the learning outcomes; 15.6% strongly agreed and 68.7% provided a normal agreement. While 6.1% disagreed and 9.6% provided no opinion to the question asked.
3. 25.9% strongly agreed when asked about the syllabus is designed for enhancing the employability. For this, 63.8% agreed while 5.7% disagreed and 4.6% parents provided no opinion.
4. When asked about the support from the syllabus in enhancing the skills and capabilities of the students, 22.7% strongly agreed while 57.1% agreed with neutral inclination. 8.9% disagreed and 11.3% gave no opinion.
5. With regards to the question asking whether the quality of the courses is appropriate, around 30.9% parents strongly agreed while 10% disagreed. Agreement was provided by 44.8% and 14.3% parents gave no opinion.
6. When asked about whether students are sensitized regarding cross cutting issues like gender equality, values and ethics, 19.2% parents strongly agreed while 4% disagreed. Additionally, 71.6% provided agreement making 5.2% parents providing no opinion to the question.

As per the overall analysis with respect to the feedback, 20.1% parents provided strong agreement to the course, its relevance and proficiency while 60.8% parents provided a normal agreement. Additionally, 8.95% parents disagreed and 10.15% provided with no opinion.

Table: Parents Feedback

S.No.	Particulars	In Percentage			
		Strongly agree	Agree	Disagree	No response
7.	Courses in the curriculum promote Entrepreneurship	6.3	58.8	19	09
8.	The curriculum is outcome based and the expected outcomes, through various courses, are attained	15.6	68.7	6.1	9.6
9.	The curriculum is designed so as to enhance employability	25.9	63.8	5.7	4.6
10.	The courses studied by students have enhanced their knowledge as well as skills and capabilities.	22.7	57.1	8.9	11.3
11.	How do you rate the quality and relevance of the courses included into the curriculum?	30.9	44.8	10	14.3
12.	Students are sensitized towards cross cutting issues like gender equality, environment and sustainability, ethics and values etc., through relevant courses in the curriculum	19.2	71.6	4	5.2
13.	Average percentage	20.1	60.8	8.95	9

Employer's Feedback on Syllabus

Analysis (2018-2019)

Conclusion:

1. With regards to the question asking the effectiveness of curriculum for development of entrepreneurship, around 58.7% employers strongly agreed while 41.3% agreed with none providing a sense of disagreement.
2. Regarding the relevance of curriculum for jobs and employability, employers responded with 51% strong agreement while 49% agreed to the question.
3. To the question about syllabus being capable of bridging the gap between academic institution and industry; 36.9% strongly agreed and 58.6% provided a normal agreement. While 4.5% disagreed.
4. When asked about the courses' relevance towards sustainability and gender equity, 68.1% employers strongly agreed while 31.6% agreed normally. Additionally, 0.3% showed no opinion regarding this.
5. 71% strongly agreed when asked about the effectiveness of curriculum for inculcation of innovative thinking and 29% agreed.

As per the overall analysis with respect to the feedback, 57.14% employers provided strong agreement to the course, its relevance and projection in real-world scenario. While 41.15% employers provided a normal agreement. Additionally, approximately 1% of the employers portrayed a disagreement towards the same.

Table: Employers Feedback

S.No.	Particulars	In Percentage			
		Strongly agree	Agree	Disagree	No opinion
6.	Effectiveness of curriculum for development of entrepreneurship.	58.7	41.3	0	0
7.	Curriculum is relevant for employability and job placement.	51	49	0	0
8.	Syllabus helps in bridging the gap between industry and academic institution.	36.9	58.6	4.5	0
9.	Courses offered provides solution to issues relevant to gender, environment and sustainability.	68.1	31.6	0.3	0
10.	Curriculum effective in developing innovative thinking.	71	29	0	0
11.	Average percentage	57.14	41.9	0.96	0

Alumni's Feedback on Syllabus

Analysis (2018-2019)

Conclusion:

1. With regards to the question asking whether curriculum design is suitable for overall development of the students, around 68.1% alumnae strongly agreed while 3.5% disagreed. Agreement was provided by 21.5% and 6.9% alumnae gave no opinion.
2. Regarding the curriculum's support to make students global competent, alumnae responded with 31.5% strong agreement while 64.7% agreed to the question projecting above 96% alumnae satisfied with the design of the curriculum.
3. When asked about the suitability of the course for employability, 49.8% alumnae strongly agreed. Additionally, 40.6% provided agreement making 90% and above alumnae satisfied with the course and curriculum's projection towards real-world scenario.
4. To the question whether the curriculum designs are value-based; 38.9% strongly agreed and 59.6% provided a normal agreement.
5. 26.1% strongly agreed when asked about the curriculum's basis towards regional/national needs while 67.5% agreed.
6. When asked about the syllabus and its alignment towards the Institutional goals and objectives, 41.7% strongly agreed while 52.1% agreed with neutral inclination.
7. To the question about satisfaction with the faculty initiatives, 38.6% alumnae strongly agreed and 56.3% provided a normal agreement.
8. Regarding the implementation of the curriculum in the effective manner, alumnae responded with 45.2% strong agreement while 32.5% agreed to the question.
9. 42% alumnae strongly agreed when asked about their satisfaction with respect to the effective utilization of ICT-based teaching. For this, 37.5% agreed while 4.7% gave no opinion.

The final conclusion is that 42.4% alumnae provided strong agreement towards the design, implementation and suitability of the curriculum towards sustainability and employability in real-world scenario alongside with 48% alumnae with neutral agreement towards the same.

Students Feedback on Syllabus

Analysis (2017-18)

Conclusion:

1. When asked about the satisfaction with regards to the syllabus, 12% students strongly agreed while 4% disagreed. While 82.8% provided agreement making 1.2% students providing no opinion to the question.
2. With regards to the question asking the changes expected in the syllabus, around 6.5% students strongly agreed while 35% disagreed. Agreement was provided by 33.5% and 25% students gave no opinion.
3. Regarding the syllabus and its up-to mark proficiency, students responded with 11% strong agreement while 69.7% agreed to the question. However, 7.3% students portrayed disagreement and 12% provided no opinion.
4. 27% strongly agreed when asked about their satisfaction with respect to the subject and/or course chosen. For this, 65.3% agreed while 3.4% disagreed and 4.3% students provided no opinion.
5. To the question about practical knowledge from the syllabus present; 13.6% strongly agreed and 68.7% provided a normal agreement. While 6.7% disagreed and 11% provided no opinion to the question asked.

As per the overall analysis with respect to the feedback, 14.02% students provided strong agreement to the syllabus, its relevance and proficiency while 64% students provided a normal agreement. Additionally, 11.28% students disagreed and 6.46% provided with no opinion.

Table 1: Students Feedback

S.No.	Particulars	In Percentage			
		Strongly agree	Agree	Disagree	No opinion
1.	Are you satisfied with the present syllabus?	12	82.8	4	2
2.	Do you expect some changes in the syllabus?	6.5	33.5	35	25
3.	Do you feel that the syllabus is up to the mark?	11	69.7	7.3	12
4.	Are you satisfied with the present course you have selected?	27	65.3	3.4	4.3
5.	Do you get practical knowledge from the present syllabus?	13.6	68.7	6.7	11
6.	Average percentage	14.02	64	11.28	6.46

Teachers Feedback on Syllabus

Analysis (2017-18)

Conclusion:

1. With regards to the question asking whether the objectives are appropriate as per the students' necessity, around 28% teachers strongly agreed while 6.9% disagreed. Agreement was provided by 55.4% and 9.7% teachers gave no opinion.
2. Regarding the syllabus' organization and the easiness in following it, teachers responded with 6.3% strong agreement while 59.1% agreed to the question. However, 16.5% teachers portrayed disagreement and 18.1% provided no opinion.
3. To the question about availability of study materials; 22.7% strongly agreed and 69.9% provided a normal agreement. While 2.1% disagreed and 5.3% provided no opinion to the question asked.
4. 25.3% strongly agreed when asked about the syllabus towards job-orientation. For this, 64% agreed while 3.6% disagreed and 7.1% teachers provided no opinion.
5. When asked about the depth of the course content and its adequacy with respect to significant learning outcomes, 18.6% teachers strongly agreed while 4.6% disagreed. Additionally, 68.2% provided agreement making 8.6% teachers providing no opinion to the question.
6. When asked about the support from the syllabus in increasing the knowledge and proficiency towards the study area, 43.1% strongly agreed while 51.4% agreed with neutral inclination. 4.3% disagreed and 1.2% gave no opinion.

As per the overall analysis with respect to the feedback, 24% teachers provided strong agreement to the syllabus, its relevance and proficiency while 61.5% teachers provided a normal agreement. Additionally, 6.3% teachers disagreed and 8.16% provided with no opinion.

Table: Teachers Feedback

S.No.	Particulars	In Percentage			
		Strongly agree	Agree	Disagree	No opinion
1.	The learning objectives are clear and appropriate to the needs of students?	28	55.4	6.9	9.7
2.	The syllabus is well organized and easy to follow?	6.3	59.1	16.5	18.1
3.	The study materials are easily available?	22.7	69.9	2.1	5.3
4.	Syllabus is job oriented?	25.3	64	3.6	7.1
5.	The depth of the course content is adequate to have significant learning outcomes?	18.6	68.2	4.6	8.6
6.	The course/syllabus of this subject increased my knowledge and perspective in the subject area.	43.1	51.4	4.3	1.2
7.	Average percentage	24	61.5	6.3	8.16

Parents Feedback on Syllabus

Analysis (2017-18)

Conclusion:

1. Regarding the course's inclination towards entrepreneurship, parents responded with 5.7% strong agreement while 61.3% agreed to the question. However, 24% parents portrayed disagreement and 9% provided no opinion.
2. To the question about curriculum's relevance towards the learning outcomes; 12.3% strongly agreed and 71.8% provided a normal agreement. While 8% disagreed and 7.9% provided no opinion to the question asked.
3. 22.4% strongly agreed when asked about the syllabus is designed for enhancing the employability. For this, 66.3% agreed while 6.2% disagreed and 5.1% parents provided no opinion.
4. When asked about the support from the syllabus in enhancing the skills and capabilities of the students, 23.4% strongly agreed while 55.9% agreed with neutral inclination. 7.9% disagreed and 12.8% gave no opinion.
5. With regards to the question asking whether the quality of the courses is appropriate, around 24.5% parents strongly agreed while 12% disagreed. Agreement was provided by 47.9% and 15.6% parents gave no opinion.
6. When asked about whether students are sensitized regarding cross cutting issues like gender equality, values and ethics, 23.4% parents strongly agreed while 3.5% disagreed. Additionally, 68.2% provided agreement making 4.9% parents providing no opinion to the question.

As per the overall analysis with respect to the feedback, 18.61% parents provided strong agreement to the course, its relevance and proficiency while 61.9% parents provided a normal agreement. Additionally, 10.26% parents disagreed and 9.21% provided with no opinion.

Table: Parents Feedback

S.No.	Particulars	In Percentage			
		Strongly agree	Agree	Disagree	No response
1.	Courses in the curriculum promote Entrepreneurship	5.7	61.3	24	9
2.	The curriculum is outcome based and the expected outcomes, through various courses, are attained	12.3	71.8	8	7.9
3.	The curriculum is designed so as to enhance employability	22.4	66.3	6.2	5.1
4.	The courses studied by students have enhanced their knowledge as well as skills and capabilities.	23.4	55.9	7.9	12.8
5.	How do you rate the quality and relevance of the courses included into the curriculum?	24.5	47.9	12	15.6
6.	Students are sensitized towards cross cutting issues like gender equality, environment and sustainability, ethics and values etc., through relevant courses in the curriculum	23.4	68.2	3.5	4.9
7.	Average percentage	18.61	61.9	10.26	9.21

Employer's Feedback on Syllabus

Analysis (2017-18)

Conclusion:

1. With regards to the question asking the effectiveness of curriculum for development of entrepreneurship, around 57.3% employers strongly agreed while 42.7% agreed with none providing a sense of disagreement.
2. Regarding the relevance of curriculum for jobs and employability, employers responded with 52.5% strong agreement while 47.5% agreed to the question.
3. To the question about syllabus being capable of bridging the gap between academic institution and industry; 35.7% strongly agreed and 60.4% provided a normal agreement. While 3.9% disagreed.
4. When asked about the courses' relevance towards sustainability and gender equity, 66.9% employers strongly agreed while 32.4% agreed normally. Additionally, 0.7% showed no opinion regarding this.
5. 73% strongly agreed when asked about the effectiveness of curriculum for inculcation of innovative thinking and 27% agreed.

As per the overall analysis with respect to the feedback, 57.08% employers provided strong agreement to the course, its relevance and projection in real-world scenario. While 42% employers provided a normal agreement. Additionally, approximately 0.92% of the employers portrayed a disagreement towards the same.

Table: Employers Feedback

S.No.	Particulars	In Percentage			
		Strongly agree	Agree	Disagree	No opinion
1.	Effectiveness of curriculum for development of entrepreneurship.	57.3	42.7	0	0
2.	Curriculum is relevant for employability and job placement.	52.5	47.5	0	0
3.	Syllabus helps in bridging the gap between industry and academic institution.	35.7	60.4	3.9	0
4.	Courses offered provides solution to issues relevant to gender, environment and sustainability.	66.9	32.4	0.7	0
5.	Curriculum effective in developing innovative thinking.	73	27	0	0
6.	Average percentage	57.08	42	0.92	0

Alumni's Feedback on Syllabus

Analysis (2017-18)

Conclusion:

1. With regards to the question asking whether curriculum design is suitable for overall development of the students, around 68.1% alumnae strongly agreed while 3.5% disagreed. Agreement was provided by 21.5% and 6.9% alumnae gave no opinion.
2. Regarding the curriculum's support to make students global competent, alumnae responded with 31.5% strong agreement while 64.7% agreed to the question projecting above 96% alumnae satisfied with the design of the curriculum.
3. When asked about the suitability of the course for employability, 49.8% alumnae strongly agreed. Additionally, 40.6% provided agreement making 90% and above alumnae satisfied with the course and curriculum's projection towards real-world scenario.
4. To the question whether the curriculum designs are value-based; 38.9% strongly agreed and 59.6% provided a normal agreement.
5. 26.1% strongly agreed when asked about the curriculum's basis towards regional/national needs while 67.5% agreed.
6. When asked about the syllabus and its alignment towards the Institutional goals and objectives, 41.7% strongly agreed while 52.1% agreed with neutral inclination.
7. To the question about satisfaction with the faculty initiatives, 38.6% alumnae strongly agreed and 56.3% provided a normal agreement.
8. Regarding the implementation of the curriculum in the effective manner, alumnae responded with 45.2% strong agreement while 32.5% agreed to the question.
9. 42% alumnae strongly agreed when asked about their satisfaction with respect to the effective utilization of ICT-based teaching. For this, 37.5% agreed while 4.7% gave no opinion.

The final conclusion is that 42.4% alumnae provided strong agreement towards the design, implementation and suitability of the curriculum towards sustainability and employability in real-world scenario alongside with 48% alumnae with neutral agreement towards the same.

Students Feedback on Syllabus

Analysis (2016-17)

Conclusion:

1. When asked about the satisfaction with regards to the syllabus, 10.8% students strongly agreed while 4.5% disagreed. While 82% provided agreement making 2.7% students providing no opinion to the question.
2. With regards to the question asking the changes expected in the syllabus, around 7.4% students strongly agreed while 30.6% disagreed. Agreement was provided by 41.8% and 20.2% students gave no opinion.
3. Regarding the syllabus and its up-to mark proficiency, students responded with 9.3% strong agreement while 69.2% agreed to the question. However, 8.7% students portrayed disagreement and 12.8% provided no opinion.
4. 23.6% strongly agreed when asked about their satisfaction with respect to the subject and/or course chosen. For this, 71.8% agreed while 1.5% disagreed and 3.1% students provided no opinion.
5. To the question about practical knowledge from the syllabus present; 11.4% strongly agreed and 70.5% provided a normal agreement. While 7.6% disagreed and 10.5% provided no opinion to the question asked.

As per the overall analysis with respect to the feedback, 12.5% students provided strong agreement to the syllabus, its relevance and proficiency while 67.06% students provided a normal agreement. Additionally, 10.58% students disagreed and 9.86% provided with no opinion.

Table 1: Students Feedback

S. No.	Particulars	In Percentage				Total
		Strongly agree	Agree	Disagree	No opinion	
1.	Are you satisfied with the present syllabus?	10.8	82	4.5	2.7	100
2.	Do you expect some changes in the syllabus?	7.4	41.8	30.6	20.2	100
3.	Do you feel that the syllabus is up to the mark?	9.3	69.2	8.7	12.8	100
4.	Are you satisfied with the present course you have selected?	23.6	71.8	1.5	3.1	100
5.	Do you get practical knowledge from the present syllabus?	11.4	70.5	7.6	10.5	100
6.	Average percentage	12.5	67.06	10.58	9.86	100

Teachers Feedback on Syllabus Analysis (2016-17)

Conclusion:

1. With regards to the question asking whether the objectives are appropriate as per the students' necessity, around 33.1% teachers strongly agreed while 10.1% disagreed. Agreement was provided by 46.2% and 03.3% teachers gave no opinion.
2. Regarding the syllabus' organization and the easiness in following it, teachers responded with 9.6% strong agreement while 59.8% agreed to the question. However, 17.3% teachers portrayed disagreement and 13.3% provided no opinion.
3. To the question about availability of study materials; 26.4% strongly agreed and 62.7% provided a normal agreement. While 3.4% disagreed and 7.5% provided no opinion to the question asked.
4. 26.8% strongly agreed when asked about the syllabus towards job-orientation. For this, 59.2% agreed while 9.6% disagreed and 4.4% teachers provided no opinion.
5. When asked about the depth of the course content and its adequacy with respect to significant learning outcomes, 17.2% teachers strongly agreed while 4.5% disagreed. Additionally, 70.6% provided agreement making 7.7% teachers providing no opinion to the question.
6. When asked about the support from the syllabus in increasing the knowledge and proficiency towards the study area, 36.8% strongly agreed while 56.1% agreed with neutral inclination. 6.8% disagreed and 0.3% gave no opinion.

As per the overall analysis with respect to the feedback, 24.98% teachers provided strong agreement to the syllabus, its relevance and proficiency while 59.1% teachers provided a normal agreement. Additionally, 8.61% teachers disagreed and 7.32% provided with no opinion.

Table: Teachers Feedback

S. No.	Particulars	In Percentage				Total
		Strongly agree	Agree	Disagree	No opinion	
1.	The learning objectives are clear and appropriate to the needs of students?	33.1	46.2	10.1	10.6	100
2.	The syllabus is well organized and easy to follow?	9.6	59.8	17.3	13.3	100
3.	The study materials are easily available?	26.4	62.7	3.4	7.5	100
4.	Syllabus is job oriented?	26.8	59.2	9.6	4.4	100
5.	The depth of the course content is adequate to have significant learning outcomes?	17.2	70.6	4.5	7.7	100
6.	The course/syllabus of this subject increased my knowledge and perspective in the subject area.	36.8	56.1	6.8	0.3	100
7.	Average percentage	24.98	59.1	8.61	7.3	

Parents Feedback on Syllabus

Analysis (2016-17)

Conclusion:

1. Regarding the course's inclination towards entrepreneurship, parents responded with 15.9% strong agreement while 59.4% agreed to the question. However, 12% parents portrayed disagreement and 12.7% provided no opinion.
2. To the question about curriculum's relevance towards the learning outcomes; 16.2% strongly agreed and 66.8% provided a normal agreement. While 4.8% disagreed and 12.2% provided no opinion to the question asked.
3. 27.5% strongly agreed when asked about the syllabus is designed for enhancing the employability. For this, 65.7% agreed while 6% disagreed and 0.8% parents provided no opinion.
4. When asked about the support from the syllabus in enhancing the skills and capabilities of the students, 24.9% strongly agreed while 59.4% agreed with neutral inclination. 9.2% disagreed and 6.5% gave no opinion.
5. With regards to the question asking whether the quality of the courses is appropriate, around 31.6% parents strongly agreed while 5.9% disagreed. Agreement was provided by 47.9% and 14.6% parents gave no opinion.
6. When asked about whether students are sensitized regarding cross cutting issues like gender equality, values and ethics, 21.1% parents strongly agreed while 2.6% disagreed. Additionally, 73.2% provided agreement making 3.1% parents providing no opinion to the question.

As per the overall analysis with respect to the feedback, 21.2% parents provided strong agreement to the course, its relevance and proficiency while 62.06% parents provided a normal agreement. Additionally, 6.75% parents disagreed and 8.31% provided with no opinion.

Table: Parents Feedback

S. No.	Particulars	In Percentage			
		Strongly agree	Agree	Disagree	No response
1.	Courses in the curriculum promote Entrepreneurship	15.9	59.4	12	12.7
2.	The curriculum is outcome based and the expected outcomes, through various courses, are attained	16.2	66.8	4.8	12.2
3.	The curriculum is designed so as to enhance employability	27.5	65.7	6	0.8
4.	The courses studied by students have enhanced their knowledge as well as skills and capabilities.	24.9	59.4	9.2	6.5
5.	How do you rate the quality and relevance of the courses included into the curriculum?	31.6	47.9	5.9	14.6
6.	Students are sensitized towards cross cutting issues like gender equality, environment and sustainability, ethics and values etc., through relevant courses in the curriculum	21.1	73.2	2.6	3.1
7.	Average percentage	21.2	62.06	6.75	8.31

Alumni's Feedback on Syllabus

Analysis (2016-17)

Conclusion:

1. With regards to the question asking whether curriculum design is suitable for overall development of the students, around 68.5% alumnae strongly agreed while 2.8% disagreed. Agreement was provided by 24% and 4.7% alumnae gave no opinion.
2. Regarding the curriculum's support to make students global competent, alumnae responded with 33.1% strong agreement while 62.8% agreed to the question projecting above 95% alumnae satisfied with the design of the curriculum.
3. When asked about the suitability of the course for employability, 47.1% alumnae strongly agreed. Additionally, 40.3% provided agreement making 87% and above alumnae satisfied with the course and curriculum's projection towards real-world scenario.
4. To the question whether the curriculum designs are value-based; 37.6% strongly agreed and 61.8% provided a normal agreement.
5. 23.7% strongly agreed when asked about the curriculum's basis towards regional/national needs while 69.4% agreed.
6. When asked about the syllabus and its alignment towards the Institutional goals and objectives, 38.5% strongly agreed while 54.7% agreed with neutral inclination.
7. To the question about satisfaction with the faculty initiatives, 40.1% alumnae strongly agreed and 58.7% provided a normal agreement.
8. Regarding the implementation of the curriculum in the effective manner, alumnae responded with 47.9% strong agreement while 34.6% agreed to the question.
9. 39.9% alumnae strongly agreed when asked about their satisfaction with respect to the effective utilization of ICT-based teaching. For this, 40% agreed while 4.5% gave no opinion.

The final conclusion is that 41.8% alumnae provided strong agreement towards the design, implementation and suitability of the curriculum towards sustainability and employability in real-world scenario alongside with 50% alumnae with neutral agreement towards the same.